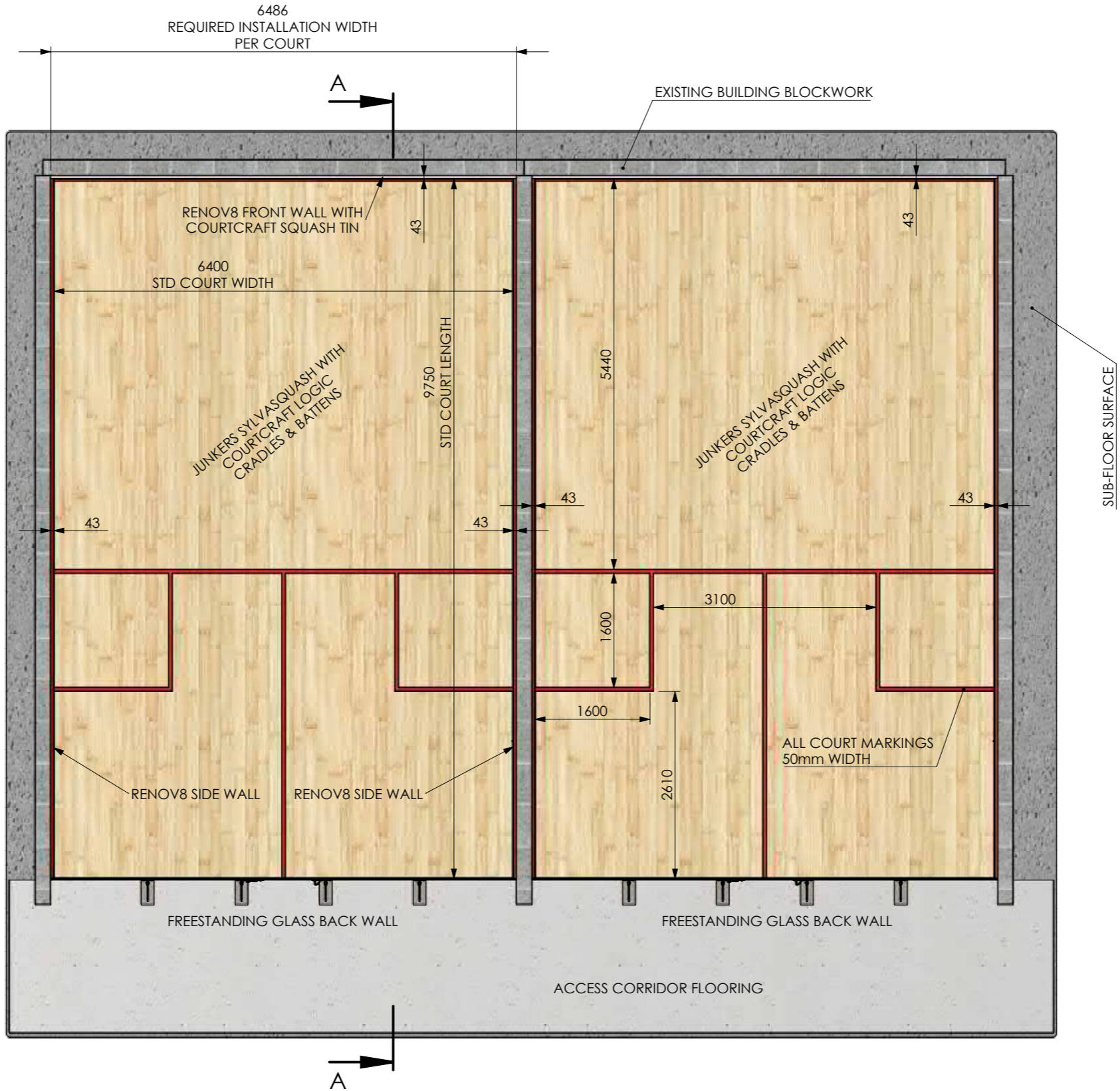


COURTCRAFT STANDARD RENOV8 INSTALLATION 2 COURT SETUP

- 2 X RENOV8 COURT
- RENOV8 TECHNOLOGY + GLASSWALL



2 X COURT PLAN LAYOUT



Courtcraft Limited • Logic House • 31 Gibfield Park Avenue
Gibfield Business Park • Atherton • Manchester • M46 0SY

SHEET REF	DO NOT SCALE DRAWING	UNITS	SHEET SIZE	SCALE:1:70
PLAN		mm	A3	SHEET 1 OF 4

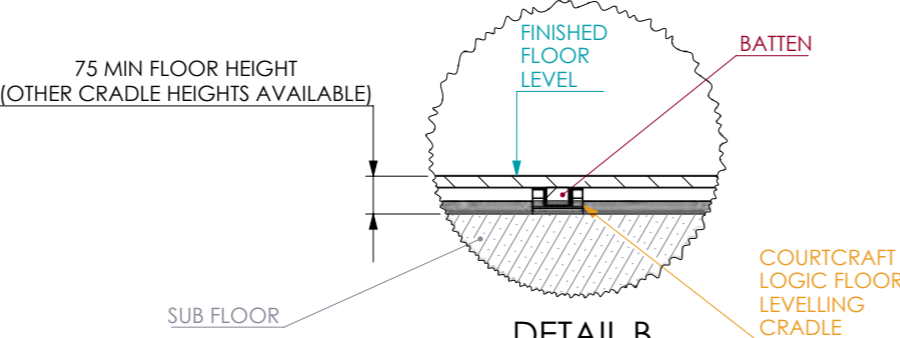
COURTCRAFT STANDARD RENOV8 INSTALLATION 2 COURT SETUP

- 2 X RENOV8 COURT
- RENOV8 TECHNOLOGY + GLASSWALL



SECTION A-A FROM PREVIOUS SHEET

EXISTING BLOCKWORK WALL



TYPICAL CORRIDOR FLOORING

DETAIL B
LOGIC FLOOR
SYSTEM
SCALE 1 : 15



Courtcraft Limited • Logic House • 31 Gibfield Park Avenue
Gibfield Business Park • Atherton • Manchester • M46 0SY

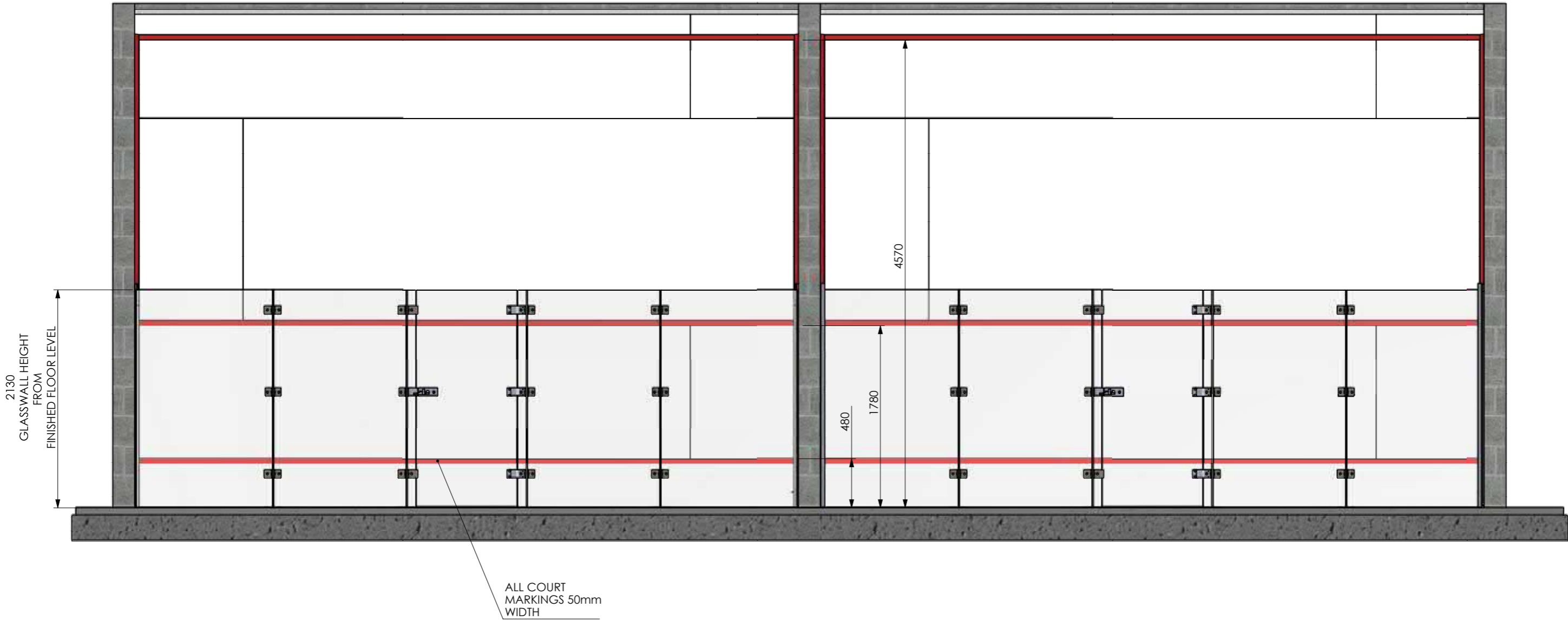
SHEET REF	DO NOT SCALE DRAWING	UNITS	SHEET SIZE	SCALE:1:40
RIGHT		mm	A3	SHEET 2 OF 4

COURTCRAFT STANDARD RENOV8 INSTALLATION 2 COURT SETUP

- 2 X RENOV8 COURT
- RENOV8 TECHNOLOGY + GLASSWALL



VIEW FROM REAR OF COURT
(ACCESS CORRIDOR)



Courtcraft Limited • Logic House • 31 Gibfield Park Avenue
• Gibfield Business Park • Atherton • Manchester • M46 0SY

SHEET REF	DO NOT SCALE DRAWING	UNITS	SHEET SIZE	SCALE:1:40
REAR		mm	A3	SHEET 3 OF 4

COURTCRAFT STANDARD RENOV8 INSTALLATION 2 COURT SETUP

- 2 X RENOV8 COURT
- RENOV8 TECHNOLOGY + GLASSWALL

